

GDBTSPK24 User Guide

Warning:






Please read this manual carefully before using the product:

- 1- Please read all the instructions and safety guidelines before using this product.
- 2- Please use chargers with voltage outputs of 5V/500mah-1A.
- 3- Keep the unit away from heat and moisture.

Features

- 1- Bluetooth Function.
- 2- MP3 can be played via TF card or USB Port
- 3-5V/600mah Built-in rechargeable battery
- 4- AUX port for playing audio via 3.5mm AUX cables
- 6-Build-in Microphone used during phone call mode
- 7-Standard Micro USB charging port.
- 8-FM radio function

Key Basic Definition:

1.  : Tap the button to shift modes between: Bluetooth, TF Card and AUX mode. Tap the button twice: FM radio function. (need to connect with USB cable in advance)
To Call Back: Tap twice during standby
To Answer Call: Tap once during incoming call
To Refuse Call: Tap Twice during incoming call
Hang Up: Tap once during call
2.  : Going to previous song: Tap the button once
To Decrease Volume: Hold the button.
3.  : To Skip to the Next Song: Tap the button once
To Increase Volume: Hold the button.
4. Connect USB cable, without charging. Tap the power button twice to change to FM radio function.
To search the radio stations: tap the power button. Wait till it finishes search automatically.
To play next station: 
To play previous station: 
5. ON/OFF: Power Switch.
6. AUX: Audio AUX port for connecting external audio devices.
7. TF: For Micro TF Card, Use this slot to play your MP3 songs from an TF/Micro SD Card.
8. Micro USB Port: Micro USB port is used for charging the device through a USB port or Ac Adapter.

Technical Specifications:

1. Bluetooth Version: 2.1
2. Transmission distance: 10meters
3. Output Power: 3W+3W
4. Frequency Effect: 100Hz-1800Hz
5. Maximum Current Consumption: 400mA
6. AUX Port: \varnothing 3.5mm Stereo
7. Standard Micro Charging Cable

Packing Accessories:

Host 1pc 3.5mm audio cable 1pc Standard Micro charging cable 1pc User Manual 1pc