

WANT TO KNOW MORE?

The full User Manual is available online at:




www.goodmans.co.uk/support

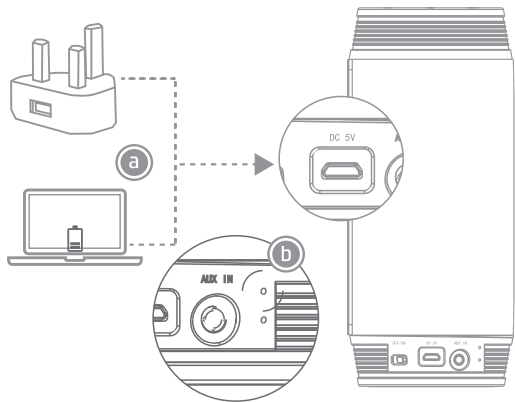
LED BLUETOOTH SPEAKER
Model: GLEDBTSPK

QSG-DEC14-GLEDBTSPK

Goodmans LED BLUETOOTH SPEAKER

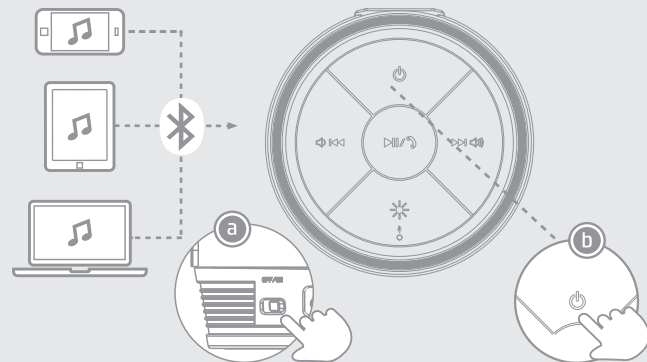





GETTING STARTED



- a** Connect to a USB power source to charge
- b** Red LED will light when charging
- c** When charging is complete red LED will turn off
- d** Ensure unit is fully charged before first use

CONNECT USING BLUETOOTH



- a** Turn the speaker on using the switch on the base.
- b** Press  once, LEDs will flash blue.
- c** Open the Bluetooth controls on your device and select GLEDBTSPK from the list.
- d** The speaker will connect automatically and the LEDs will change to multicolour.
- e** Press and hold the control buttons  to change volume. A quick press will change track.
- f** Change LED display modes by pressing .